



# SRX928S

Dual 18-inch Powered Subwoofer



## HIGHLIGHTS

### BEST-IN-CLASS PERFORMANCE

JBL transducer technology delivers class-leading low frequency performance and superior dynamic range.

### CONFIGURABLE

Form cardioid arrays simply by orienting the cabinets and selecting a preset.

### POWERED SOLUTION

Onboard Class-D amplification and DSP provide optimum performance and consistency across the world.

### COMPLETE SYSTEM

The SRX900 Series is a complete solution featuring full-range products, subwoofers, accessories, and software.

The SRX928S is a dual 18-inch active subwoofer designed to complement SRX900 full-range sound reinforcement systems. The subwoofer houses two JBL 2279-1 18-inch woofers, featuring Differential Drive® – JBL's dual voice coil, dual gap technology – to deliver better heat dissipation, lower power compression, and wider dynamic range than conventional single-coil designs. Built-in DSP and amplification offer a plug and play experience, while providing consistency and optimum performance anywhere in the world. The SRX928S incorporates a large central low frequency port design that improves airflow and reduces audible turbulence, even at high output levels. A new, full-featured software package gives users control of the system on various platforms, including Windows, macOS, and iPad OS.

## KEY MESSAGES

### PERFORMANCE

The 2279-1 18-inch woofer delivers transparent, linear bass response down to 31 Hz. This driver uses dual three-inch voice coils and leverages JBL's patented Differential Drive technology to deliver maximum sensitivity and power handling in a light, compact design.

### COMPATIBILITY

SRX900 Series subwoofers are acoustically compatible with all SRX900 full-range speakers and support 60 Hz and 80 Hz operating modes. SRX900 line arrays can be ground stacked with SRX900 subwoofers using the optional base plate accessories.

### CONTROLLED COVERAGE

SRX900 subwoofers can be used in omnidirectional or cardioid configurations simply by selecting the appropriate speaker preset and cabinet orientation. The preset can be accessed directly from the rear panel LCD or via software.

### POWERED SOLUTION

The fully integrated built-in amplifier and DSP are based on proven JBL technologies and explicitly packaged to fit the needs of the SRX900 Series. The DSP includes everything needed to optimize a system, including 24 user-adjustable filters, 2,000 ms of delay, and advanced features like Array Size Compensation and FIR-based Throw Distance Correction filters.

### VERSATILE AND SCALABLE

The SRX900 Series offers a complete system solution, including speakers, subwoofers, accessories, and software that support a variety of configurations and simplify storage, transport, and rigging. Because systems are scalable, it's easy to start with a small system and add components over time. All SRX900 products have been designed to work seamlessly together with other JBL tour sound products, with common voicing targets and phase characteristics that ensure systems combine coherently.

## TECHNICAL SPECIFICATIONS

### ACOUSTICAL

**Frequency Range**

(-10 dB) : 31 Hz-100 Hz (Preset: 80 Hz)

(-3 dB) : 39 Hz-80 Hz (Preset: 80 Hz)

**Coverage Pattern Options<sup>1</sup>** : Omnidirectional or Cardioid

**Maximum Peak Output<sup>2</sup>** : 140 dB (Preset: 80 Hz)

**System Type** : Active Subwoofer

### TRANSDUCERS

**Low Frequency** : (2) JBL 2279H-1, 18 in diameter, 8 ohms, dual 3.0 in diameter voice coil, ferrite Differential Drive®

### AUDIO INPUT

**Input Type** : Balanced line level

**Connectors** : (2) Neutrik XLR (IN/OUT)

**Nominal Input Sensitivity** : +6 dBu (system starts limiting with broadband noise and music)

**Maximum Input Level** : 21 dBu

**Input Impedance** : 100 kΩ

### AMPLIFIER

**Type** : Class-D

**Number of Channels** : (1)

**Continuous Power<sup>3</sup>** : 1100 Watts

**Peak Power<sup>4</sup>** : 2500 Watts

**Cooling Type** : Convection, external aluminum heat sink, internal on-demand fan

### DSP

**Sample Rate** : 48 kHz

**Bit Depth** : 24 bit

### USER INTERFACE

**Type** : LCD screen, encoder, Back button, (4) LED Indicators (3 single, 1 bi-color)

**Footnotes:**

1: Based on speaker preset selection and cabinet orientation/configuration.

 2: Peak, unweighted SPL, measured under **half-space** conditions at 1 meter using broadband pink noise with a 12 dB crest factor and specified preset.

3: Bench power: ≥1 sec, 1 kHz, 120 VAC, no DSP, all channels driven.

4: Burst power: ≥20 ms, 1 kHz, 120 VAC, no DSP, all channels driven.

## NETWORKING

**Type :** TCP/IP

**Protocol :** Harman HControl

**Speed :** Dual 100 Mbps ports

**Connectors :** (2) Neutrik etherCON®

## AC POWER

**Voltage Range**

**Nominal :** 100-240 VAC, 50/60 Hz

**Limits :** 80-260 VAC, 50/60 Hz

**Connectors :** Dual (IN/OUT) Neutrik powerCON TRUE1 TOP®

## CURRENT DRAW

	120 V	208 V	240 V	
<b>Standby :</b>	0.2 A	0.2 A	0.2 A	
<b>Idle :</b>	0.3 A	0.2 A	0.2 A	
<b>Continuous<sup>5</sup> :</b>	4.8 A	2.4 A	2.1 A	
<b>Maximum Instantaneous Peak<sup>6</sup> :</b>	18.2 A	8.6 A	7.3 A	
<b>Peak Inrush<sup>7</sup> :</b>	2.9 A	5.1 A	5.9 A	

## PHYSICAL

**Enclosure :** 18 mm plywood, Black DuraFlex™ finish, four integral recessed handles

**IP Rating<sup>8</sup> :** IP54

**Grill :** Powder coated 1.8 mm (14-gauge) hex perforated steel with acoustically transparent black cloth backing

**Dimensions (H x W x D) :** 565 mm x 1,205 mm x 681 mm  
22.2 in x 47.4 in x 26.8 in

**Net Weight :** 70.3 kg (155 lbs)  
**Shipping Weight :** 81.8 kg (180 lbs)

## ORDERING INFORMATION

**SKU :** JBL-P3243MX | SRX928S for Global  
JBL-P3249MXCN | SRX928S for China

**Included :** (1) SRX928S | (1) Neutrik NAC3FX-W-TOP | (1) Neutrik NAC3MX-W-TOP

**Footnotes:**

5: System test using IEC shaped pink noise with 9 dB crest factor. System at maximum output without clipping or limiting. Ambient temperature: 20° C. Duration: 5 sec.

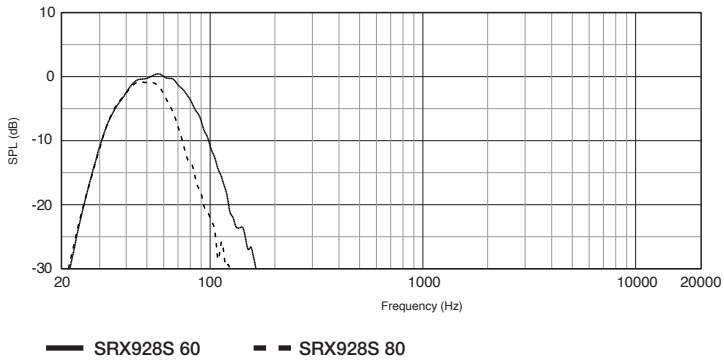
6: Two-tone, all channels driven, IMD test at maximum power and a duration of 200 ms.

7: Measured RMS inrush current for a 50 ms window.

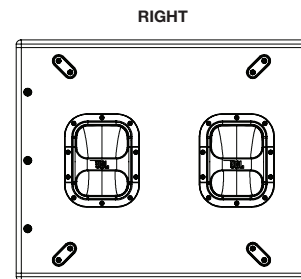
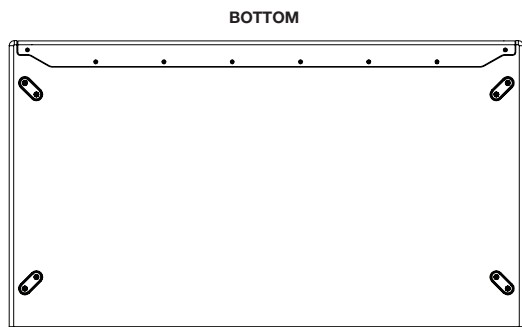
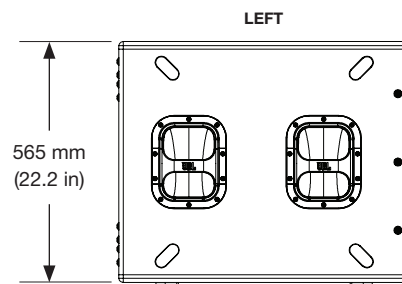

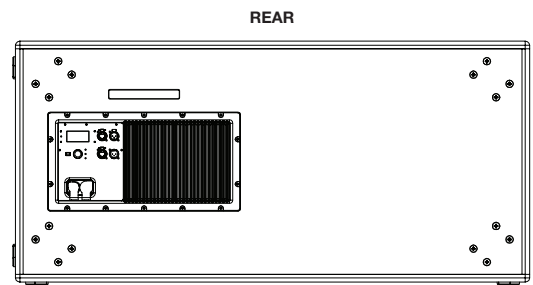
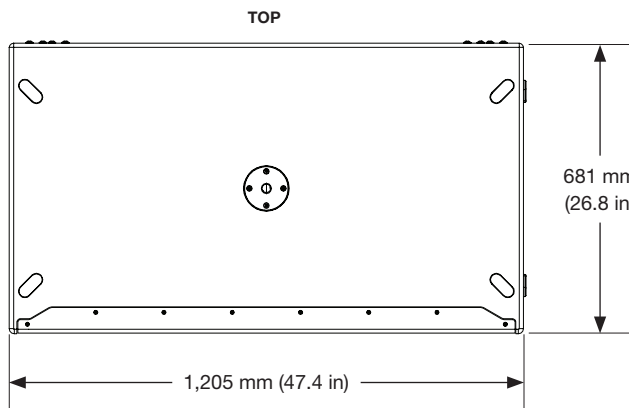
8: With use of SRX900 RC1 rain cover (JBL-P3239MX) and front face at 0 degrees or greater down angle to allow the cabinet to drain water. Components fully weather rated for indoor or covered outdoor conditions where humidity is nominally under 50% and not local to bodies of corrosive materials.

## ACOUSTIC MEASUREMENTS

### FREQUENCY RESPONSE



## DIMENSIONS



JBL continually engages in research related to product improvement. Some materials, production methods and design refinements are introduced into existing products without notice as a routine expression of that philosophy. For this reason, any current JBL product may differ in some respect from its published description, but will always equal or exceed the original design specifications unless otherwise stated.